



TRANSFORMER[®] PLUS

>1450
Rpm
Industrial



Transformer: the cutting edge and patented high pressure washer

Technical features



Code	Model	Version	Pressure	Flow rate	Rpm	Power
ZX.2306	1450 250/15	By-pass	250bar	15l/min	1450	10,0hp/7,5kW (3x400V-50Hz)
ZX.2306-TS	1450 250/15	Total Stop	250bar	15l/min	1450	10,0hp/7,5kW (3x400V-50Hz)
ZX.2307	1450 170/33	By-pass	170bar	33l/min	1450	15,0hp/11,0kW (3x400V-50Hz)
ZX.2308	1450 300/18	By-pass	300bar	18l/min	1450	15,0hp/11,0kW (3x400V-50Hz)

Preventive maintenance







NEW

Photo	Code	Description	ZX.2306	ZX.2306-TS	ZX.2307	ZX.2308
	ZX.75H01	Maintenance set 750 hrs Composed by seal packing, valves with o-rings for caps, o-rings and washers for plungers	•	•		
	ZX.75H02				•	
	ZX.75H03					•
	ZX.150H01	Maintenance set 1500 hrs *Composed by complete seal packing, valves with o-rings for caps, plungers with their own fixing kit and plunger oil seals	•	•		
	ZX.150H02				•	
	ZX.150H03					

Spare parts

	Code	Description	ZX.2666-TS	ZX.2667-TS	ZX.2668-TS	ZX.2217-TS
	CDR.1538-SP	Unloader valve revision kit	•	•	•	•
	ZX.15W40-1	SAE 15W 40 mineral oil 1L, ideal for high pressure pumps	•	•	•	•

Optional


	Code	Description	ZX.2666-TS	ZX.2667-TS	ZX.2668-TS	ZX.2217-TS
	ZN.EC200B4N4N	H.p. hose R2 3/8" 20m, M22x1,5 F-F			•	
	ZX.2058	H.p. hose R2 5/16" 20m, M24x1,5 F-F	•	•		•
	CDR.7062	Hose connection, M22x1,5 M-M			•	
	ZX.0334	Hose connection, M24x1,5 M-M	•	•		•
	CDR.1593-045	Rotating nozzle 400bar, flow rate 045, G1/4" F	•	•		•
	CDR.1593-120	Rotating nozzle 400bar, flow rate 120, G1/4" F			•	
	ZX.0748-045	Sandblasting head complete with 4m PVC hose and h.p. nozzle 15° 045	•	•		•
	ZX.0748-120	Sandblasting head complete with 4m PVC hose and h.p. nozzle 15° 120			•	
	ZX.SBC10K	Hose for sewer nozzles 10m, M22x1,5 M			•	
	ZX.NCC10J	Hose for sewer nozzles 10m, M24x1,5 M	•	•		•

Data, tables and pictures are purely indicative. Any changes can be made by the manufacturer without prior notice.



SIMPLE AND STRONG

Attractive design, easy to use and strong structure



INDUSTRIAL PUMP

Pump with bronze connecting rods and "U" seals



HOUR METER

To programme preventive service = high pressure washer always at the top



"COMFORT LINE" ACCESSORIES

When working helps well-being

Technical features

- **Frame set** made of chromed steel and protected by transparent paint
- **Cover** made of thermoformed polystyrene
- **Industrial pump** 1450rpm, with crankshaft, brass head, 3 ceramic plungers

- **Electric panel** with magneto-thermal switch, hour meter and 5m of neoprene electric cable
- **Electric motor** 1450Rpm 50Hz
- **Dimensions WxLxH:** 815 x 590 x 1042mm

Standard equipment

- **H.p. hose** 10m with screw quick couplings
- **Compensated gun** with with screw quick couplings
- **Professional lance** 900mm
- **H.p. nozzle** 25° high resolution